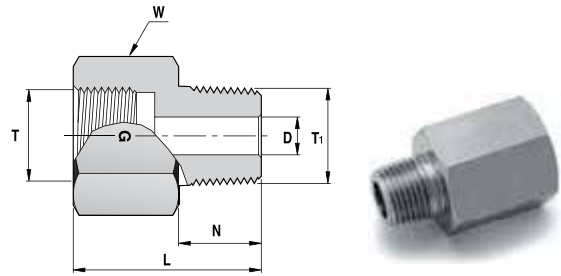


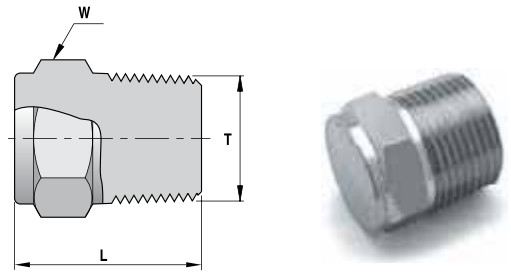
120 HGN GAUGE ADAPTER BSPP TO NPT



Ordering Information	T Female BSPP ISO 228/1, BS 2779 Size	T1 Male NPT Size	L		N		D Min. Opening		W Hex. Flat
			inch	mm	inch	mm	inch	mm	inch
120HGN _ 1/4	1/4-19	1/4	1.19	30.2	0.56	14.2	0.22	5.6	3/4
120HGN _ 3/8	3/8-19	3/8	1.27	32.3	0.56	14.2	0.26	6.6	15/16
120HGN _ 1/2	1/2-14	1/2	1.65	41.9	0.75	19.0	0.28	7.1	1 1/16

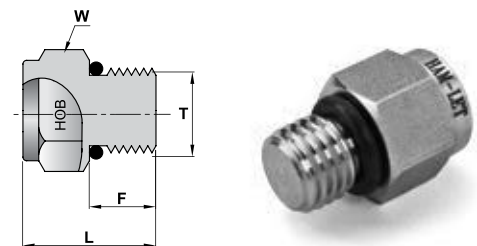
For Parallel Threads Sealing, see page 76

121 H PIPE PLUG NPT



Ordering Information	T Male NPT Size	L		W Hex. Flat
		inch	mm	inch
121H _ 1/16	1/16	0.75	19.0	5/16
121H _ 1/8	1/8	0.75	19.0	7/16
121H _ 1/4	1/4	0.96	24.4	9/16
121H _ 3/8	3/8	0.99	25.2	11/16
121H _ 1/2	1/2	1.21	30.7	7/8
121H _ 3/4	3/4	1.21	30.7	1 1/16
121H _ 1	1	1.50	38.1	1 3/8

121HOB HEX HEAD PLUG SAE/MS STRAIGHT THREAD BOSS*



Ordering Information	T Straight Thread UN	L		F		W Hex. Flat	O-Ring**
		inch	mm	inch	mm	inch	
121HOB _ 5/16-24	5/16-24	0.70	17.8	0.30	7.6	7/16	-902
121HOB _ 7/16-20	7/16-20	0.76	19.3	0.36	9.1	9/16	-904
121HOB _ 9/16-18	9/16-18	0.82	20.8	0.39	9.9	11/16	-906
121HOB _ 3/4-16	3/4-16	0.89	22.6	0.44	11.2	7/8	-908
121HOB _ 1 1/16-12	1 1/16-12	1.12	28.4	0.59	15.0	1 1/4	-912
121HOB _ 1 5/16-12	1 5/16-12	1.18	30.0	0.59	15.0	1 1/2	-916

* Per SAE J1926 and MS 16142. See page 80 for mounting dimensions.

** O-rings used are Fluorocarbon FKM 90 Durometer. Other O-ring materials are available on request.

"D" Dimension is minimum opening. Dimensions are for reference only, and are subject to change without notice.